

+10 KTAS

390 Super[®] Commander

for Rockwell Commander 112, 112A and 112B

*What if you could hold instrument minimum climb at 10,000 MSL?
... demonstrated climb of 600 FPM at 10,000 MSL ISA*

- 210HP Lycoming IO-390-A1A6
- MT 74" Three-Blade Composite
- Aerodyme Ram Induction System
- 135 KIAS / 140 KTAS Cruise
- 1200 FPM at Sea-Level ISA
- Useful Load Increase of 40 Lbs

The 390 Super[®] Commander uses the 210HP Lycoming IO-390 for an effective gain of 35HP to cut your takeoff roll, increase your climb, add 10 knots to your cruise, and kick your service ceiling up to 16,500 MSL. This conversion is driven by our proprietary ram induction system and pulled by a three-blade composite MT 74" propeller. The STC package consists of the custom Aerodyme induction system, new oil cooler system, new dual exhaust system, minor alteration of your lower cowling to add the induction system, and turn-key installation of the new powerplant. You buy the engine and propeller package direct or we buy for you. We clean and inspect your engine mount which continues in service.

The 390 Super Commander climbs at a demonstrated 12% gradient, a very important improvement in takeoff safety margin, and maintains 600 FPM in standard conditions at 10,000 MSL to exceed required minimum instrument rate. Nothing is lost in the friendliness of your favorite airplane. Safety margins are dramatically improved.


Finally, the economy of the original Rockwell models has been complemented by significant improvements in performance.

!Turn Heads!



LYCOMING

390 CUBIC INCH SERIES

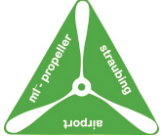


Super[®] Commander

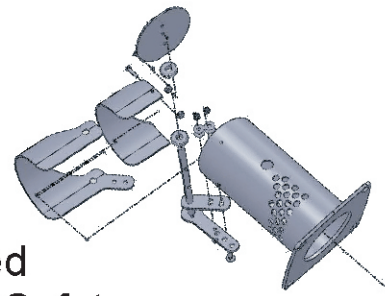


390 Super[®] Commander 112A

Available Props:
White with Red Tips
Grey with White Tips
Black with White Tips
Black with Red Tips



Quiet & Smooth
Saves Weight
Adds Thrust



Aerodyme Engineered for Performance and Safety